

Your ideal choice for 2nd ops and bar work

GTmini^{PLUS}

Compact Size Gang Tool Lathe



CUBIC
MACHINERY

FEATURES



Minimum Footprint

GT mini PLUS allows you to use shop floor space efficiently, its footprint measures only 50" x 42". The compact size becomes a great advantage when you need to organize machines into production cells.



Maximum Performance

- High speed 6,000 rpm spindle
- Rigid MEEHANITE casting base
- 712 inch per minute rapid traverse speed




More X-Axis Travel

GT mini PLUS features a slant bed design that results in 2.7 extra inches of X-axis travel without increase in foot print. More tools can be placed on the gang-tool table than ever to ease job setups.



5HP Spindle Motor

New spindle motor is 66% more powerful than GT mini.



Platform for High Production

Gang-type tooling on the GT mini PLUS offers increased accuracy and speed over turret-based designs. The tools stay fixed on the gang tool table and tool changes are carried out directly by x and z-axis motion at rapid traverse speeds. There is no time lost to turret indexing.

Gang tool layout is proven to reduce cycle times while maintaining rigidity and superior surface finish.

GT mini PLUS comes with a standard tooling package for the gang tool table at no extra cost.



Heavy Machine Base + FANUC Precision = Real Machining Power

GT mini PLUS outperforms many machines in the same class by virtue of its mechanical advantages. The gray cast iron base affords superior vibration dampening, allowing faster, deeper cuts while maintaining maximum accuracy and longer tool life. The machine structure's optimized design ensures overall rigidity and stability under high acceleration while keeping thermal expansion in check. The P4-class precision ground ballscrews on X and Z axes are driven by FANUC AC digital servos. GT mini PLUS features FANUC Oi-Mate CNC, which sets the gold standard in reliability. The widespread adoption of FANUC has the added benefit of shortening training time.



More Workholding Options

5C collets are most commonly used with GT mini PLUS. 5C collets are widely available, and they are designed for close tolerance holding of round, square and hex bar stocks in inch or metric sizes (up to 1.06" bar capacity).

However, GT mini PLUS can also make use of these other workholding options:

- "Dead-length" 5C collet—for zero part movement in Z axis
- 5C step chuck—for gripping larger parts while using the same 5C drawbar
- 4" hydraulic 3-jaw chuck—the traditional workholding choice on lathes



Part Handling Automation

A variety of bar feeders are available directly from Cubic, the GT mini PLUS even comes with interface for DH-65 barfeeder pre-wired. For automating secondary operation loading, an optional rear part loader can be ordered. GT mini PLUS also has parts catcher to remove finished parts. A generous complement of M-codes are provided for calling these automation features from within CNC programs.



Full Featured Operation Panel


The operation panel has been revamped to include convenient features such as a MPG handwheel and dry run button. The buttons and switches have also been grouped for ergonomic usage through all modes of operation.



Complete Package

These features and more are included in the standard configuration at no extra charge:

- 5C collet nose
- Parts catcher
- Hydraulic chucking system
- Coolant system
- Micro-computer controlled lubrication unit
- Standard package of tool holders
- Foot switch for chuck activation
- PC-card slot next to screen for program storage






GT mini PLUS

Also Available with
Part Loader

As shown in picture part-to-part loading time is 3 seconds.
Ask us about customized loader designed to fit your needs.



Perfect Combination!

GT mini Plus *with* Bar Feeder

Bar Feeder

LNS DH-65 and DH-65L

Accepts spindle-length bar stock between 1/5" and 2.5" in diameter, up to 61" in length.

MODEL	DH-65	DH-65L
Bar diameter	0.19" - 1.06"	0.19" - 2.56"
Bar length	Max. 49.21"	Max. 61.02"
Spindle length	Max. 47.24"	Max. 59.06"
Spindle height	33.47" -49.21"	33.47" -49.21"
Magazine capacity	25 linear in.	25 linear in.
Weight	551 lbs	617 lbs
Air supply	85 psi	85 psi
Power supply	220/440V 0.4A 60Hz	220/440V 0.4A 60Hz



* Specifications and designs are subject to change without notice.
Bar Feeder is optional equipment.

SPECIFICATIONS

Power and Efficiency	GT mini	PLUS	Capacity		
5 HP inverter driven spindle motor	●		Max. Turning Diameter	60mm	2.36"
3 HP MITSUBISHI AC spindle motor	○		Max. Turning Length	110mm	4.33"
MITSUBISHI digital AC servo motors for X and Z	●		Swing over Cross Slide	120mm	4.72"
FANUC 0i-Mate	○		X Axis Travel	233mm	9.20"
Hydraulic pump unit for chuck/collet activation	●		Z Axis Travel with Part Catcher	147mm	5.75"
Automatic lubrication for sliding ways	●		Z Axis Travel without Part Catcher	170mm	6.69"
Rigid cast iron base	●				
Time Saving Automation			Work Holding		
M-code controlled parts catcher	●		Spindle Bore	34mm	1.34"
Parts bin with mesh for coolant reclamation	●		Bar Capacity	27mm	1.0625"
Magazine-style short bar feeder	○		Spindle Nose	85mm	3.35"
12 ft bar feeder	○		Hydraulic Chuck	101.6mm	4"
Bar extension	○		Performance		
Bar feed interface (FEDEK DH-65 series)	●		Spindle Motor	3.72 kilowatt	5 HP
Workholding			Spindle Speed	100 ~ 6,000 rpm	
5C collet nose	●		Rapid Traverse	18 m/min	712 ipm
"Dead-length" 5c collet nose	○		Precision		
4" hydraulic 3-jaw chuck	○		CNC Platform	64-bit Mitsubishi E60 EZ Motion	
4" hydraulic 2-jaw chuck	○			FANUC 0i-Mate optional	
5W collet nose	○		Min Input Unit	0.001mm	0.0001"
Tooling			Tooling		
ID tool holders (3)	●		Max. OD Tool	5/8"	
OD/Cut off tool holders (2)	●		Max. Boring Bar	3/4"	
Tool holder bushings (1 set)	●		Dimension & Weight		
3/8", or 1/2" center height Hardinge-style toolings	○		Floor Space	1200 x 1000mm	48" x 40"
Productivity & Convenience			Height	1500mm	59"
USB interface	●		Net Weight	1,058 kg	2,332 lbs
PC-card interface	●		Electrical Requirement		
RS-232 serial interface for program uploads	●		Standard	220V 3ph	
Foot switch to activate collet or chuck opening/closing	●		Optional	440V 3ph	
LED work light with adjustable arm	●		Warranty		
2 color LED signal light tower	●		CNC Control	2 years	
			Machine Parts & Labor	1 year	
Coolant, Chip & Thermal Management					
Programmable coolant system	●				
On-table coolant delivery	○				
Stainless steel high pressure coolant nozzles	○				
Coolant level indicator with temperature gauge	●				
Chip pan with pull out handle	●				
Chip conveyor (belt-type) and chip cart	○				
Dedicated heat exchanger for electronic panel	●				
Separate external enclosure for braking resistor	●				
Automation lubrication unit	●				
Safety, Service & Diagnostic					
Electrical cabinet locks	●				
Front door interlock	●				
Steel braided cable sheath within machining area	●				
Screwless service access panels	●				
Toolkit and toolbox	●				
Firetrace fire suppression	○				
CE mark	○				

All illustrations and specifications contained in this brochure are based on the latest product information available at the time of printing. Cubic Machinery reserves the right to make changes at any time, without notice, in colors, features, equipment, specifications and models. Some models may be shown with optional equipment. While Cubic Machinery makes all reasonable efforts to provide accurate information in this brochure, there is no guarantee or warranty of accuracy. Furthermore, we do not assume any liability for the accuracy or completeness of information presented.

© 2018 Cubic Machinery, Inc. CUBIC, the CUBIC logo are trademarks and/or registered trademarks of Cubic Machinery, Inc. in the United States and other countries. All rights reserved. All company and/or product names are trademarks and/or registered trademarks of their respective manufacturers. Features, pricing, availability, and specifications are subject to change without notice.



CUBIC MACHINERY, INC.

13401 Benson Ave.,
Chino, CA, 91710
Office: (909) 590-9995
Fax: (909) 590-9996



AMT Machine Tools LTD.
Canadian Distributor

73 Galaxy Blvd. Units 16 & 17, Rexdale, Ontario - M9W 5T4
Office: 416-675-7760 | Fax: 416-675-6988
www.AMTmachine.com | sales@amtmachine.com